

2013

Ctrl

BASIC  
OFFICE



stands for modular office furniture with added value. The Brand's portfolio presents an array of innovative, functional and highly adaptive products / modules in order to create optimized and effective workspaces.

CTRL is total control over the workspace and enables total freedom in positioning and choosing size, functionalities, combination of materials and colours of individual modules. With an eye for design and functionality, its products are the perfect answer to world's trends in holistic workspace solutions.

### The philosophy of workspace design

All elements create a synchronized entity that perfectly adapts to the needs of an individual, working in a demanding working environment. A variety of CTRL modules represent an ideal basis for further development of a perfect working environment.

### About the Manufacturer

Tim pohištvo is a furniture manufacturer, specialized in holistic design and production of innovative workspace solutions.

Combining carpenter craft and serial manufacturing, longstanding experience and specific knowledge obtained by the craftsmen, the company continuously discovers and introduces new ways in improving production of furniture. Their modern, highly functional and aesthetically perfected products of the highest quality, are fully adaptable to working or living space demands of the individual.



CTRL + W

: work surfaces	01
: conference tables	51

CTRL + S

: drawers	59
: wall storage surfaces	67
: closets	73

CTRL + D

: dividing spaces	81
-------------------	----

: colours / materials	89
: technical specifications	



CTRL + W  
**work  
surfaces**

CTRL + W + D  
**individual tables**

Alone at last.  
Everlastingly alone.



## INDIVIDUAL WORKSPACES

### **Full adaptability + exceptional work surface**

CTRL+W+D is an elegant modular system of tables, enabling full adaptability for the user while concentrating on the maximum size of the work surface. Individual tables are the key element of the work environment that constantly changes, develops and complements other elements.





BUILT IN DRAWER

**Small surprise for big ideas**

Built in drawer for storage of pens and smaller objects, is the manifestation of form and function, combined to accompany You on every step of creating.



CTRL + W + D  
**combined tables**

Endless  
company.







## COMBINED WORKSPACES

### **Workspace + workspace**

Modular design offers a multitude of combinations providing total freedom in formation of work teams and optimal use of workspace.

CTRL+W+D / individual tables

INDIVIDUAL TABLES WITH CLOSED SIDES

x

TWS 120

TWS 140

TWS 160

TWS 170

TWS 180

TWS 200

x

76

80

INDIVIDUAL TABLE WITH ALUMINIUM LEGS

x

TW4 120

TW4 140

TW4 160

TW4 170

TW4 180

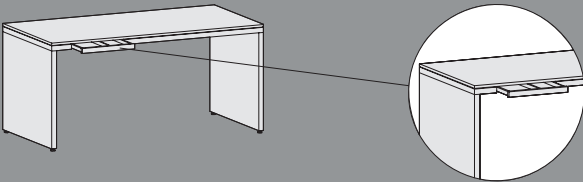
TW4 200

x

76

80

BUILT IN DRAWER TSWD



CTRL+W+D / grouping

CLOSED OR OPENED ASSEMBLY MODULE / END OR MIDDLE ELEMENT

x

TW1 120

TW1 140

TW1 160

TW1 170

TW1 180

TW1 200

x

76

80

x

TW2 120

TW2 140

TW2 160

TW2 170

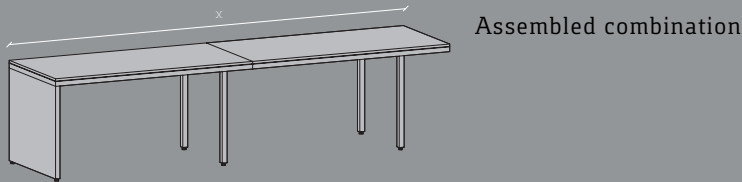
TW2 180

TW2 200

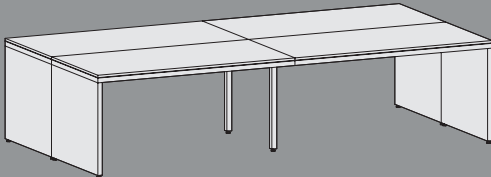
x

76

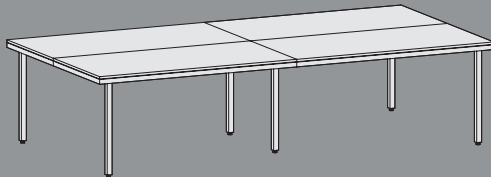
80



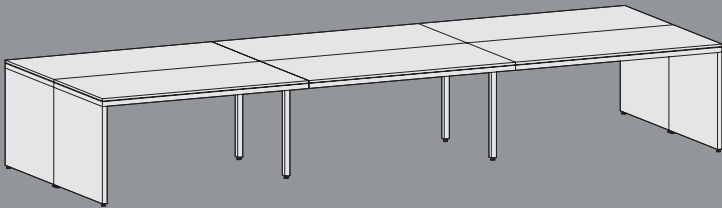
COMBINATION 4X WORKSPACE / CLOSED SIDES WD 14



COMBINATION 4X WORKSPACE / ALU LEGS WD 24



COMBINATION 6X WORKSPACE WD



CTRL + W + D  
**corner elements**

I, You,  
He, She, It.  
We, You, They.



## CORNER ELEMENTS

### **More corners + More workspace**

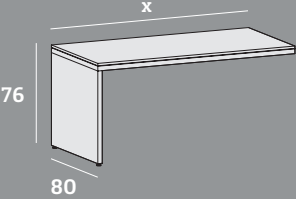
Extended table is just like an extended hand of the workspace because it additionally optimizes personal space and enables additional workspaces.



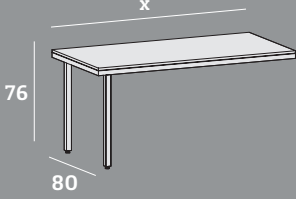
CTRL+W+D / corner elements

CORNER EXTENSION 80 cm

	x
TW1	120
TW1	140
TW1	160
TW1	170
TW1	180
TW1	200

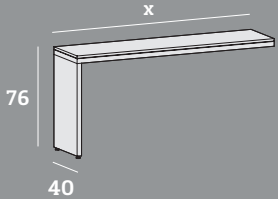


	x
TW2	120
TW2	140
TW2	160
TW2	170
TW2	180
TW2	200

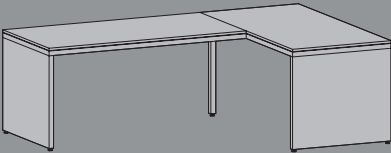


CORNER EXTENSION 40 cm

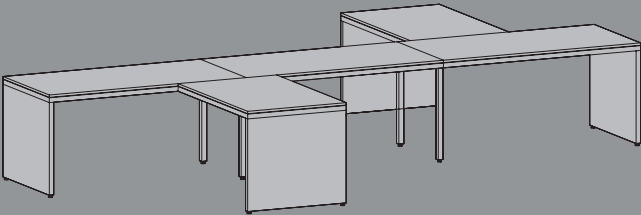
	x
TW104	120
TW104	140
TW104	160
TW104	170
TW104	180
TW104	200



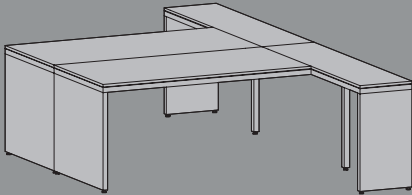
L combination



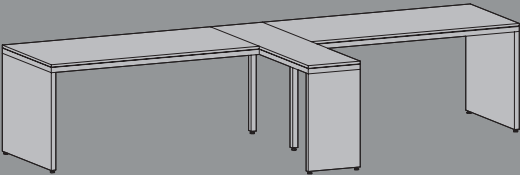
Side element extension



Combination with workspace



Dividing workspaces



CTRL+W+D  
**elements 40 & 90**

Is the right angle the only right angle?







ELEMENTS 45

**Space + Creative space**

With elements 45, work surface can be extended to any desired prolonged or completed unit. As an additional individual creative space or an extra workspace.





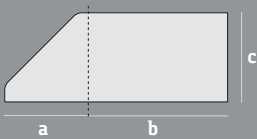
## ELEMENTS 90

### **Right angle + right people**

With elements 90, the right angle can work together perfectly with the right people for the best business solutions. Any desired prolonged or completed unit can be modified into seminar space or just optimize the use of workspace.

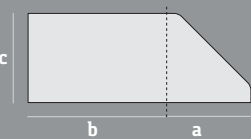
CTRL+W+D / element 90

ELEMENT 90 LEFT



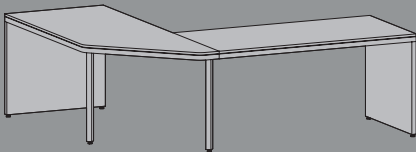
(alu-wood)	<b>a</b>	x	<b>b</b>	x	<b>c</b>
WD <sub>wm</sub> 90R	80	x	120	x	80
WD <sub>wm</sub> 90R	80	x	140	x	80
(alu)					
WD <sub>m</sub> 90R	80	x	120	x	80
WD <sub>m</sub> 90R	80	x	140	x	80

ELEMENT 90 RIGHT

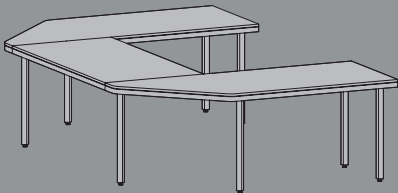


(alu-wood)	<b>a</b>	x	<b>b</b>	x	<b>c</b>
WD <sub>wm</sub> 90R	80	x	120	x	80
WD <sub>wm</sub> 90R	80	x	140	x	80
(alu)					
WD <sub>m</sub> 90R	80	x	120	x	80
WD <sub>m</sub> 90R	80	x	140	x	80

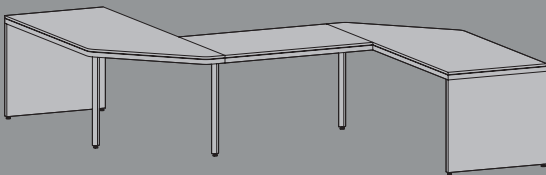
L workspace



U combination

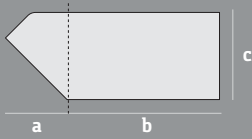


S combination



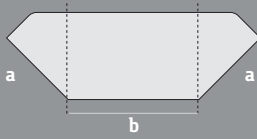
CTRL+W+D / element 45

ELEMENT 45 LEFT



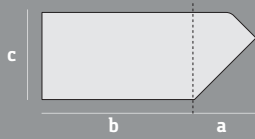
(alu-wood)	<b>a</b>		<b>b</b>		<b>c</b>
WD 45 <sub>wm</sub> L	57	x	120	x	80
(alu)					
WD 45 <sub>m</sub> L	57	x	140	x	80

ELEMENT 45 MIDDLE



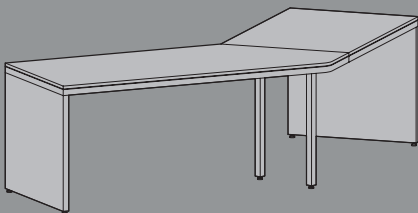
(alu-wood)	<b>a</b>	x	<b>b</b>	
WD 45M	57	x	120	
(alu)				
WD 45M	57	x	120	

ELEMENT 45 RIGHT

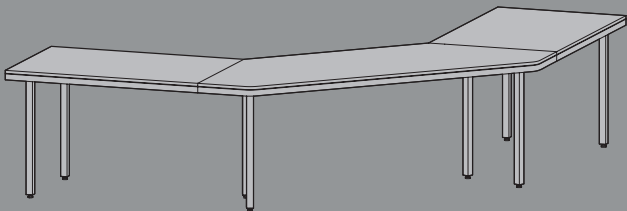


(alu-wood)	<b>a</b>	x	<b>b</b>	x	<b>c</b>
WD 45 <sub>wm</sub> R	57	x	120	x	80
(alu)					
WD 45 <sub>m</sub> R	57	x	140	x	80

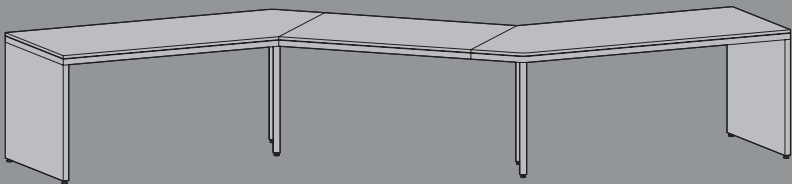
Individual workspace



U system



S workspaces system



CTRL + W + D  
**combining units**

CEO - Wife

Personal assistant - CEO

Wife - Personal assistant





#### COMBINATION WITH STORAGE UNITS

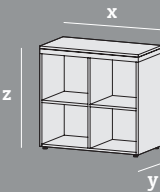
##### **Work + order**

Combining work surfaces with storage units enables the proximity of everything You need in every moment.



CTRL+W+D / units for combinations

OPEN VERTICALLY ADJUSTABLE SHELVES S0 WD 80



**x**    x    **y**    x    **z**  
80    x    40    x    76

4 STORAGE UNITS  
WITH OPTIONAL LOCK S4 WD 40



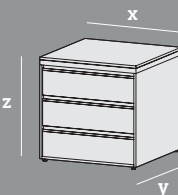
**x**    x    **y**    x    **z**  
40    x    80    x    76

3 STORAGE UNITS \*  
WITH OPTIONAL LOCK S3 WD 40



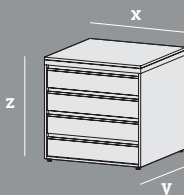
**x**    x    **y**    x    **z**  
40    x    80    x    76

3 STORAGE UNITS \*  
WITH OPTIONAL LOCK S3 WD 80



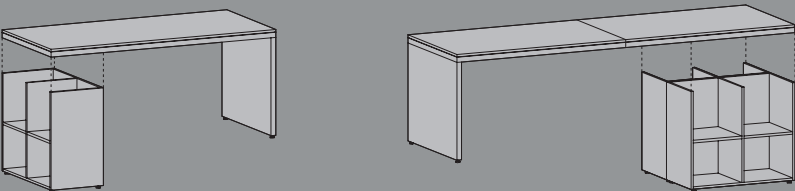
**x**    x    **y**    x    **z**  
80    x    80    x    76

4 STORAGE UNITS  
WITH OPTIONAL LOCK S4 WD 80

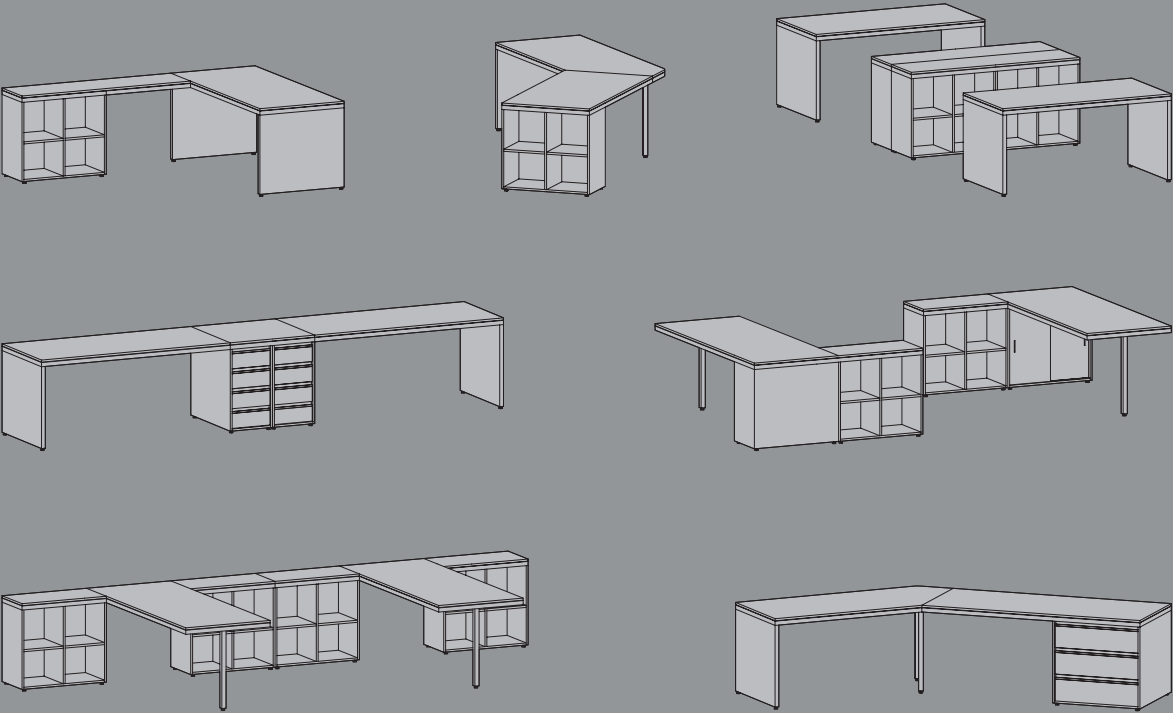


**x**    x    **y**    x    **z**  
80    x    80    x    76

Optional assembly of storage units in depth or length



Examples



\* Additional equipment for file storage available in combination with three units.

CTRL + W + D  
**dividers**

What is behind the divider?





## UPPER PLEXIGLASS DIVIDERS

### **I can see + I can't see**

Privacy is the condition for successful work. Upper dividers represent an ideal way for vertical or horizontal divide of work surface.



## LOWER PLEXIGLASS DIVIDERS

### **Hiding + concealing**

What happens under Your table is up to You. With lower plexiglass dividers You can afford to wear the shortest skirt or just simply hide all the things on the other side.




## DIVIDERS

### **Possibility + opportunity**

Multifunctional dividers offer an endless array of possibilities and opportunities.

Make the best out of storage surface with lots of additional equipment fixated into alu profile.



## DIVIDING ELEMENT

### **Work + privacy**

Details make a huge difference. With dividing elements, personal workspace acquires new dimensions of privacy.



CTRL+W+D / **dividers**

DIVIDERS WITH ALU PROFILES FOR  
FIXATING ADDITIONAL EQUIPMENT

30



x

80

T-WD ALU 08

30



x

120

T-WD ALU 12

30

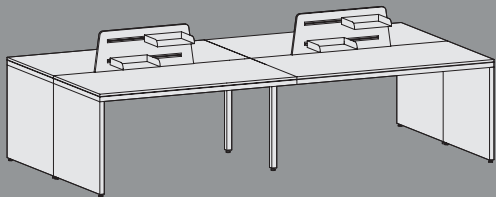


x

160

T-WD ALU 16

Example of dividing workspaces with divider



GLASS DIVIDERS - MATTE GLASS

30



x

UP

x

650

T-WD UP

x

950

T-WD UP

x

1150

T-WD UP

x

1550

T-WD UP

x

1750

T-WD UP

30



x

DOWN

x

650

T-WD DOWN

x

950

T-WD DOWN

x

1150

T-WD DOWN

x

1550

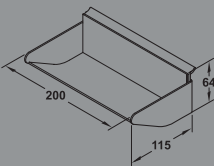
T-WD DOWN

x

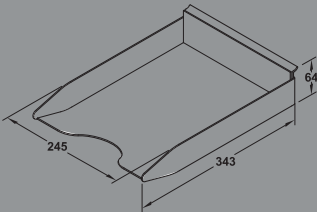
1750

T-WD DOWN

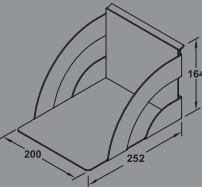
ADDITIONAL EQUIPMENT



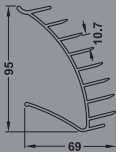
SHELF FOR OFFICE ACCESSORIES  
EX01



A4 TRAY  
EX02

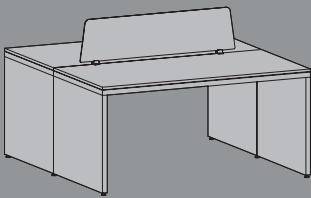


HOLDER FOR REGISTRAR  
EX03

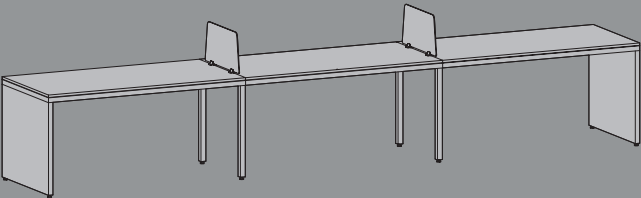
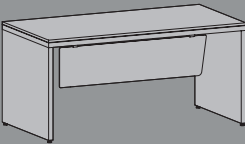


CD HOLDER  
EX04

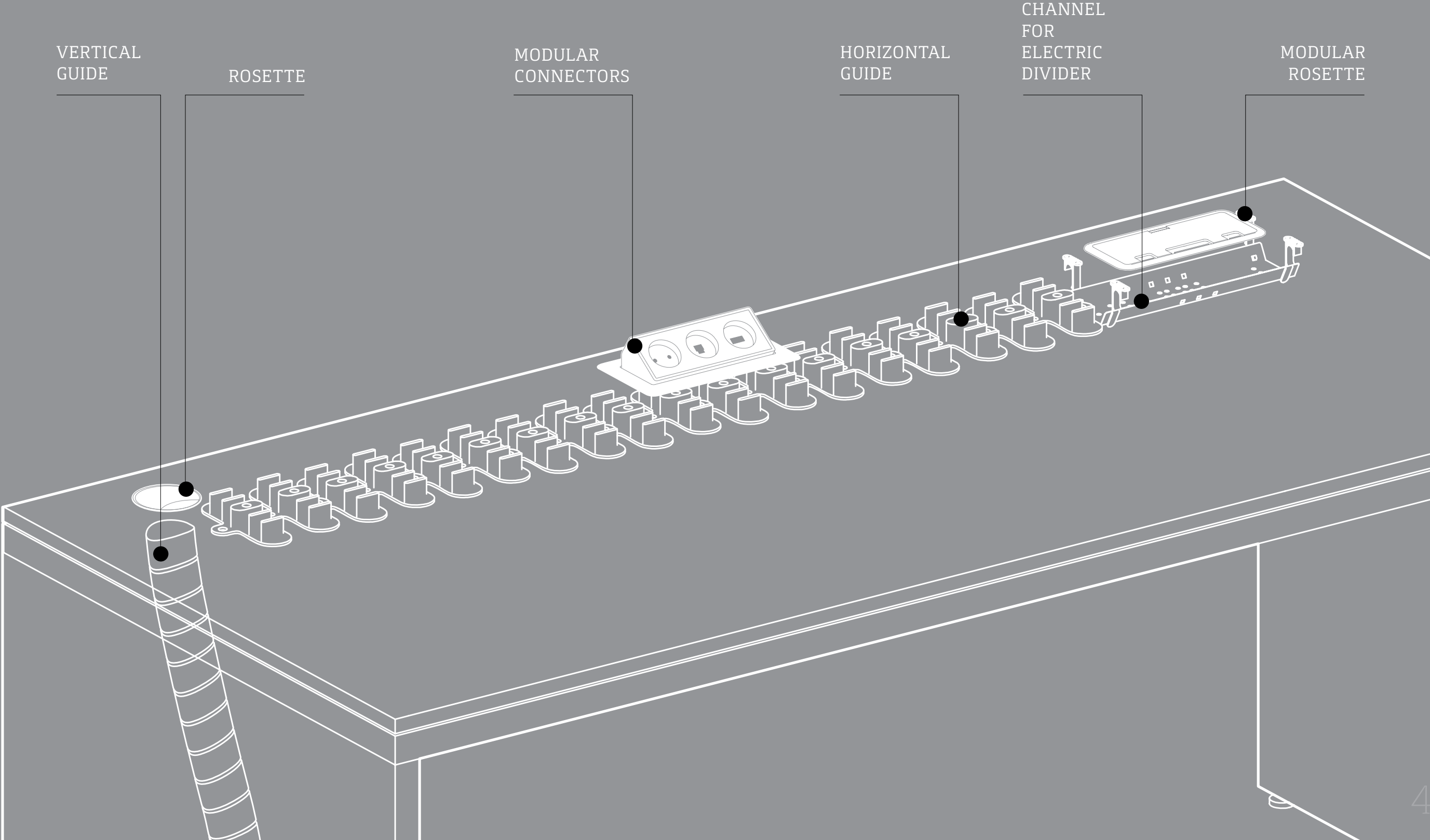
Example of upper plexiglass workspace divide



Visual plexiglass divide of lower part of  
the table



equipment for electric guides





CTRL + W  
**conference  
tables**





Is it possible that we are businessmen  
of the round table  
although the table is square?





## CONFERENCE TABLES

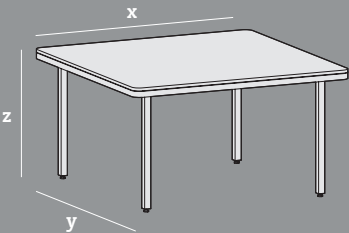
### **9 AM + meeting + good ideas**

Conference tables enable comfort and firm foundation to build the best of ideas.

With the right choice of size, every business meeting will develop in perfect circumstances.

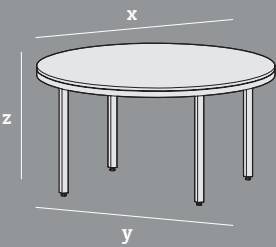
CTRL+W / conference tables

SQUARE TABLE WDC 14



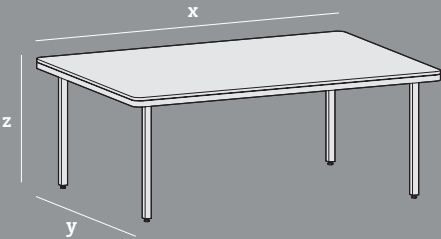
<b>x</b>	x	<b>y</b>	x	<b>z</b>
140	x	140	x	76

ROUND TABLE WDC R14



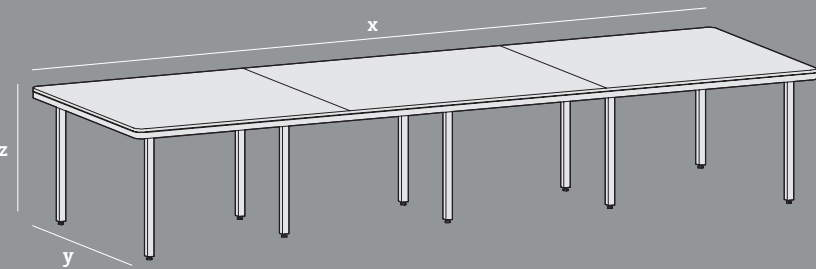
<b>x</b>	x	<b>y</b>	x	<b>z</b>
140	x	140	x	76

RECTANGULAR TABLE WDC 1420



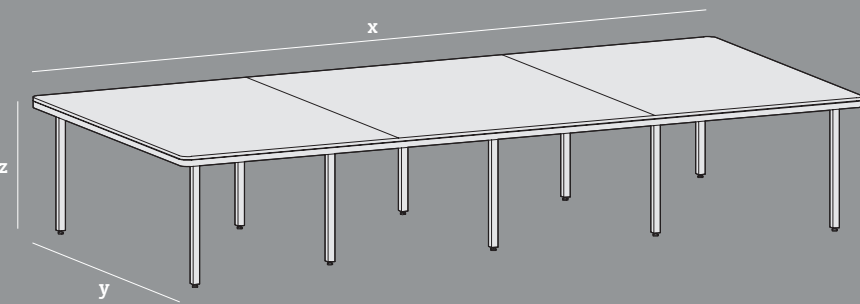
<b>x</b>	x	<b>y</b>	x	<b>z</b>
280	x	140	x	76

COMBINED RECTANGULAR TABLE WDC 1442



<b>x</b>	x	<b>y</b>	x	<b>z</b>
420	x	140	x	76

COMBINED RECTANGULAR TABLE WDC 2042



<b>x</b>	x	<b>y</b>	x	<b>z</b>
420	x	200	x	76





CTRL + S  
**drawers**



Closed or opened.  
When it comes to drawers,  
there are no compromises.



## DRAWERS

### **Save + open**


Drawers are the key element for save and transparent safekeeping of documents and other important belongings one may need in closest proximity. Fix or movable storage units with lock option, present a perfect answer to the question of safety and convenience.



CTRL+S / drawers

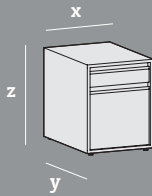
FIX AND MOVABLE DRAWERS

2 STORAGE UNITS WITH LOCK OPTION



MOVABLE ST W2


x x y x z  
43 x 60 x 60



FIX ST 2

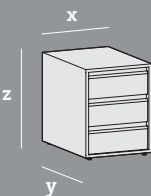
x x y x z  
43 x 60 x 60

3 STORAGE UNITS WITH LOCK OPTION



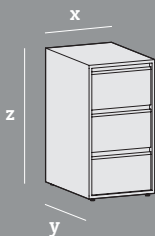
MOVABLE ST W3

x x y x z  
43 x 60 x 60



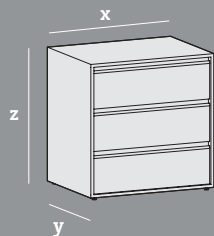
FIX ST 3

x x y x z  
43 x 60 x 60



FIX ST 3 43

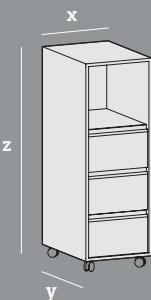
x x y x z  
43 x 60 x 80



FIX ST 3 80

x x y x z  
80 x 60 x 80

3 STORAGE UNITS + OPEN SHELVE WITH LOCK OPTION



MOVABLE ST 3+

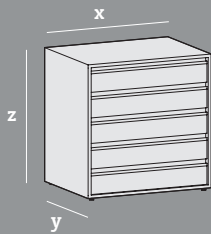
x x y x z  
43 x 60 x 127

5 STORAGE UNITS WITH LOCK OPTION



FIX ST 5 43

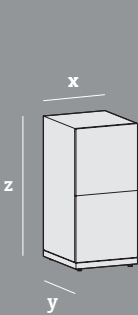
x x y x z  
43 x 60 x 80



FIX ST 5 80

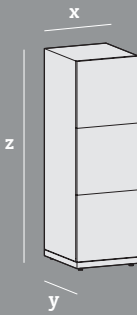
x x y x z  
80 x 60 x 80

FILE DRAWERS - PUSH SYSTEM



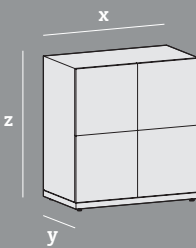
2 UNITS STF 04

x x y x z  
40 x 45 x 80



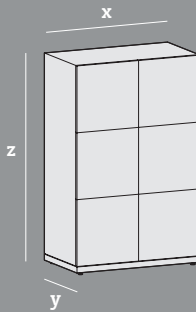
3 UNITS STF 08

x x y x z  
40 x 45 x 120



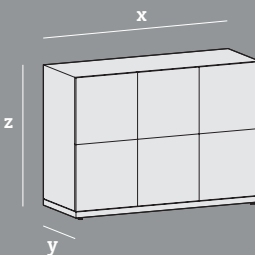
4 UNITS STF 0808

x x y x z  
80 x 45 x 80



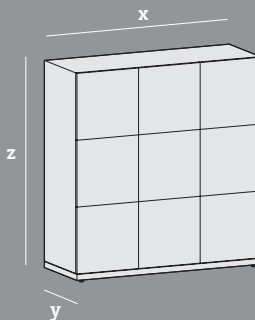
6 UNITS STF 0812

x x y x z  
80 x 45 x 120



6 UNITS STF 1208

x x y x z  
120 x 45 x 80



9 UNITS STF 1212

x x y x z  
120 x 45 x 120



CTRL + S  
**wall  
storage  
surfaces**





## WALL STORAGE SURFACES

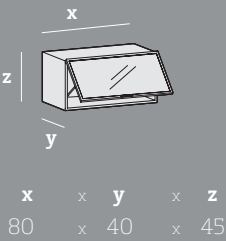
### **Art piece + wall surface**

Business trophies, additional surfaces or exhibition of achievements.

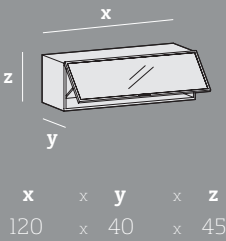
Wall storage surfaces are the perfect way for optimal use of space in the context of storage.

CTRL+S / wall storage surfaces

DRAW OPENING WS G 08



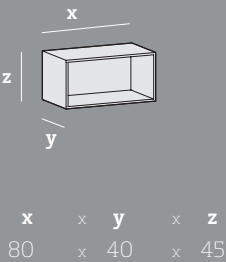
DRAW OPENING WS G 12



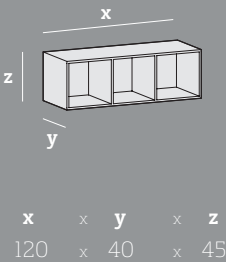
Example of combining storage surface with alu profiles



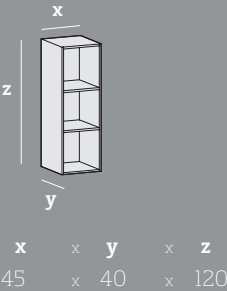
OPENED WS O 08



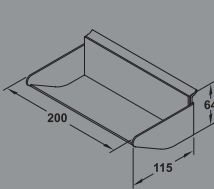
OPENED DIVIDED LYING WS O 12



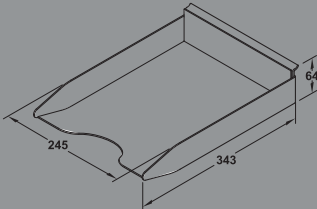
OPENED DIVIDED STANDING WS O 12



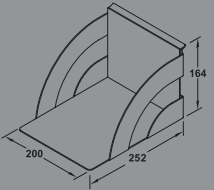
ADDITIONAL EQUIPMENT



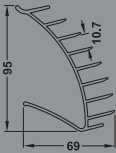
SHELF FOR OFFICE ACCESSORIES EX01



A4 TRAY EX02

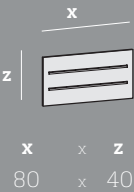


HOLDER FOR REGISTRAR EX03

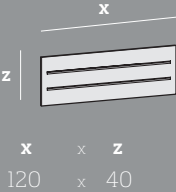


CD HOLDER EX04

ALU PROFILE FOR ADDITIONAL EQUIPMENT WS ALU 08



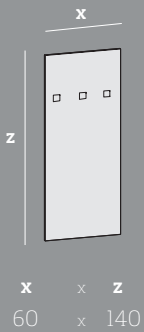
ALU PROFILE FOR ADDITIONAL EQUIPMENT WS ALU 12



WARDROBE WALL WS W08



WARDROBE WALL WS W06





CTRL + S  
**closets**





Coming  
out  
of  
the  
closet,  
doesn't  
necessarily  
mean  
anything.



## CLOSETS

### **Storage + aesthetics in minimalism**

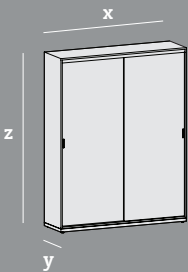
Organizing space is much more than empty looks. Functionality of modular closet system lies in its optimal use of space and simplicity.



CTRL+S / closets

SLIDING DOORS *WITH LOCK OPTION*

CS W1620



**x** x **y** x **z**  
160 x 45 x 200


CS W1220



**x** x **y** x **z**  
120 x 45 x 200

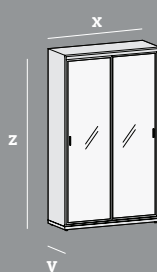
GLASS SLIDING DOORS + ALU FRAME

CS G1620



**x** x **y** x **z**  
160 x 45 x 200

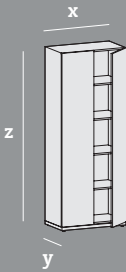
CS G1220



**x** x **y** x **z**  
120 x 45 x 200

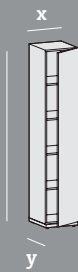
CLOSED STORAGE

CS B0820



**x** x **y** x **z**  
80 x 45 x 200


CS B0420



**x** x **y** x **z**  
40 x 45 x 200

OPEN SHELVES

CS O 1220



**x** x **y** x **z**  
120 x 45 x 200

CS O 0820



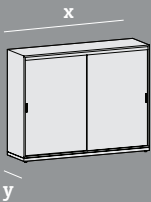
**x** x **y** x **z**  
80 x 45 x 200

CS O 0420



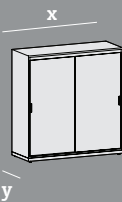
**x** x **y** x **z**  
40 x 45 x 200

CS W1612



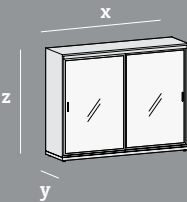
**x** x **y** x **z**  
160 x 45 x 120

CS W1212



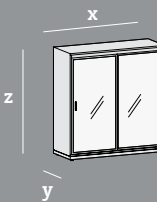
**x** x **y** x **z**  
120 x 45 x 120

CS G1612



**x** x **y** x **z**  
160 x 45 x 120

CS G1212



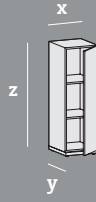
**x** x **y** x **z**  
120 x 45 x 120

CS B0812



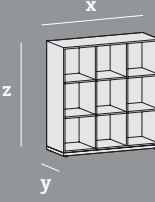
**x** x **y** x **z**  
80 x 45 x 120

CS B0412



**x** x **y** x **z**  
40 x 45 x 120

CS O 1212



**x** x **y** x **z**  
120 x 45 x 120

CS O 0812



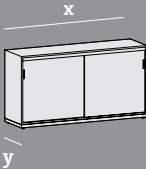
**x** x **y** x **z**  
80 x 45 x 120

CS O 0412



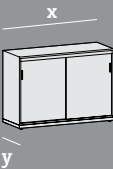
**x** x **y** x **z**  
40 x 45 x 120

CS W1608



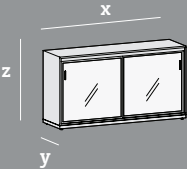
**x** x **y** x **z**  
160 x 45 x 80

CS W1208



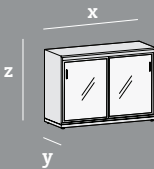
**x** x **y** x **z**  
120 x 45 x 80

CS G1608



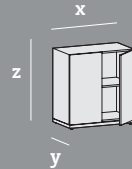
**x** x **y** x **z**  
160 x 45 x 80

CS G1208



**x** x **y** x **z**  
120 x 45 x 80

CS B0808



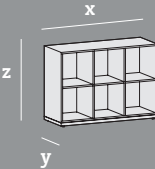
**x** x **y** x **z**  
80 x 45 x 80

CS B0408



**x** x **y** x **z**  
40 x 45 x 80

CS O 1208



**x** x **y** x **z**  
120 x 45 x 80

CS O 0808



**x** x **y** x **z**  
80 x 45 x 80

CS O 0408



**x** x **y** x **z**  
40 x 45 x 80



CTRL + D  
**dividing  
spaces**




The  
confirmation  
of relativity  
theory.

## DIVIDING SPACES

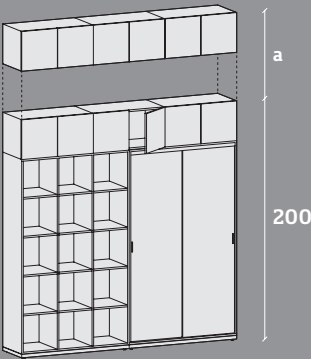
### **Space + Spaces**

Solution for dividing bigger spaces into smaller entities which keeps the privacy of individual units and provides undisturbed work of individuals or groups.




CTRL+D / **dividing spaces**

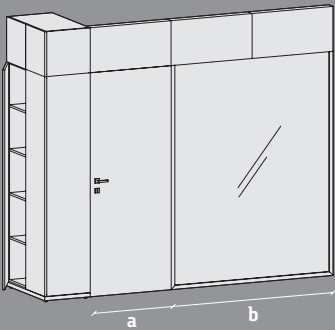
CLOSET DIVIDER UPGRADE / CREATING SPACES DS X



DOOR MODULE DS DR X



DOOR AND GLASS WALL MODULE DS G X






# colours/ materials

## Basic colour + hm ...

And my favorite colour is ...  
CTRL provides You with possibility to combine basic colours with the colours or veneer of Your taste.  
So, which tie matches with the colour of Your furniture?

### BASIC COLOURS



basic white  
W1000 ST 9



silver gray  
U765 ST 2




black  
U999 ST 2

### COLOUR RANGE




green  
U630 ST 15




yellow  
U114 ST 15



ginger  
U093 ST15



konjon  
U312 ST15




bordo red  
U311 ST15

### veneer



oak  
H1334 ST9



walnut  
H3734 ST9

# tehnical specifications

## Desk

- Made of highly resistant melamine faced chipboard, composed in 57 mm thickness (36+3+18 mm)
- ABS edges are thermoplastic for decorative edge finishing
- table tops are rectangular
- table base are integrated with tops and dust coating lacquering
- table height is 760 mm
- higher price range furniture fittings - BLUM and HÄFFELE
- table backs and barriers are made of tempered glass or 18 mm melamine faced chipboard with built-in aluminium tracks for shelves

## Chest of drawers

- made of highly resistant melamine faced chipboard 18 mm thick
- ABS edges are thermoplastic for decorative edge finishing, - metal drawer runners
- aluminium handles
- rubber wheels
- central locking
- Higher price range furniture fittings - BLUM and HÄFFELE

## Cabinets / showcases

- made of highly resistant melamine faced chipboard 36 and 18 mm thick
- ABS edges are thermoplastic for decorative edge finishing- back is 18 mm thick
- base is 38 mm thick on levelling screws
- showcase doors have aluminium framework filled with acrylic glass
- espagnolette locks
- aluminium handles
- adjustable shelves
- higher price range furniture fittings - BLUM and HÄFFELE
- pohištveno okovje višjega cenovnega razreda BIUm in Hafele



# processing possibilities and finish options

## Colours + details

Details make all the difference. Coloration of individual surfaces enables the possibility where elements can be processed in one colour only or as a combination of different finishes. If You weren't picky by now, this is the perfect moment to start.

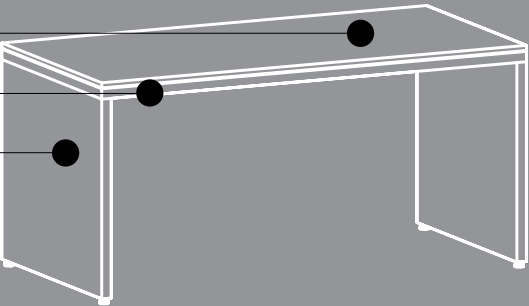


### TABLES

Table surface

Edge

Legs (table board excluded)

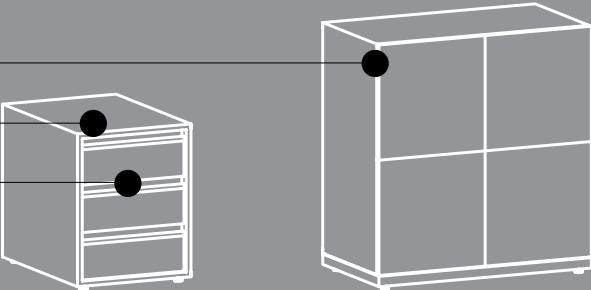


### DRAWERS

Whole unit

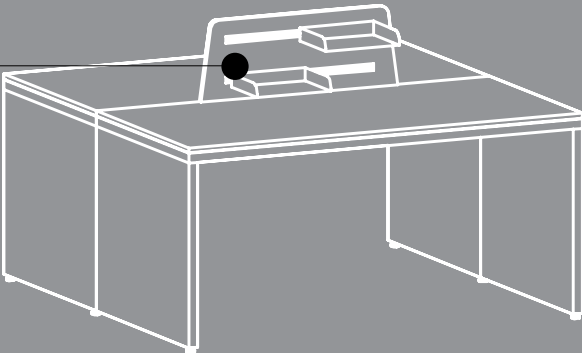
Outer frame

Front surface



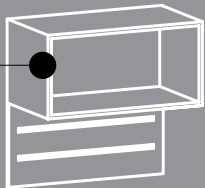
### DIVIDING ELEMENTS

Whole unit or the edge



### WALL STORAGE SURFACE

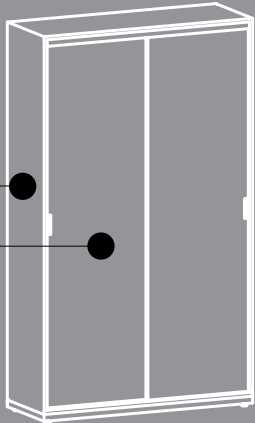
Whole unit



### CLOSET

Outer frame

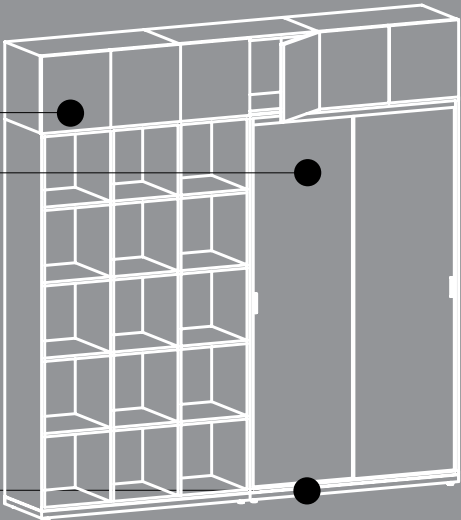
Front surface



### DIVIDING SURFACES

Closet upgrade

Closet



Ground closet part

# EASY RIDER CASE

## Something + nice

This catalogue has a happy ending.  
It is our pleasure to offer You a new design  
from our portfolio, made to enrich Your workspace.  
Indulge Your computer with functional aesthetics and full mobility.  
And don't forget - we keep on working.



Ctrl